


Wildlife Photography in Africa

by Bill Roberts





Source of map: <http://www.freewebs.com/lacyrichmond/>

I. My two trips to Africa

- ▶ Tanzania (2 weeks in February 2008)
 - East Africa
 - More safaris
 - Closed vehicles
 - More crowded national parks
- ▶ Botswana and Zambia (2 weeks in Aug.-Sept. 2010)
 - Southern Africa
 - Fewer, but more expensive safaris
 - Open vehicles
- ▶ Wildlife in these two regions
 - Different animals and animal migrations
 - Different opportunities to see the same animals





Tarangire National Park, Tanzania, 2008

Canon 40D, 100-400mm lens,
100mm, ISO 640, f/22, 1/125 sec.



Mashatu Game Reserve, Botswana, 2010

Canon 7D, 100-400mm lens, ISO
800, 200mm, f/6.3, 1/320 sec.



Red Lechwe, Okavango Delta, Botswana, 2010

Canon 7D, 100-400mm, ISO 800,
400mm, f/11/1/400 sec.



Chobe National Park, Botswana, 2010

Canon 7D, 100-400mm lens, ISO 1600,
180 mm, f/13, 1/500 sec.



Mashatu Game Reserve, Botswana, 2010

Canon 7D, 100-400mm, ISO 800,
320mm, f/7.1, 1/400 sec.



Serengeti National Park, Tanzania, 2008

Canon 40D, 100-400mm lens, ISO 200,
400mm, f/5.6, 1/800 sec.

II. Getting there

- ▶ How, when, and where to go? (some help with the last two questions at <http://www.go2africa.com/>)
- ▶ Getting ready
 - Passport, visas, shots, and anti-malaria medicine (travel medicine companies like Passport Health)
- ▶ Airline reservations, baggage weight limits, and security checks
- ▶ Going to Tanzania, Feb. 2008
 - BWI to Detroit
 - Detroit to Amsterdam (7 hrs. 55 min.)
 - Amsterdam to Arusha, Tanzania (8 hrs. 25 min.)
- ▶ Going to Botswana, Aug.-Sept. 2010
 - BWI to Atlanta (2 hrs.)
 - Atlanta to Johannesburg (13+ hrs)
 - Johannesburg to Botswana (charter)





Mashatu Game Reserve, Botswana, 2010

Canon 7D, 100-400mm lens, ISO 400,
400mm, f/9.0, 1/640 sec.



Mashatu Game Reserve, Botswana, 2010

Canon 7D, 100-400mm, ISO 400,
180mm, f/5, 1/640 sec.



Southern Yellow-billed Hornbill, Mashatu Game Reserve, Botswana, 2010

Canon 7D, 100-400mm, ISO 400,
400 mm, f/5.6, 1/500 sec.

III. Getting around while there

- ▶ My itinerary in Tanzania (ground transportation)
 - Arusha National Park (Arumeru River Lodge)
 - Tarangire National Park
 - Manyara National Park
 - Ngorongoro Crater (Ngorongoro Serena Lodge)
 - Oldupai Gorge
 - Serengeti National Park (tent camp)
- ▶ My itinerary in Botswana (air and ground transportation)
 - Johannesburg (Safari Club B&B) Mashatu Game Reserve (Mashatu Main Camp)
 - Okovango Delta (Xakanaxa Camp)
 - Chobe National Park (Muchenje Safari Lodge)
 - Livingstone, Zambia (Stanley's Safari Lodge): Victoria Falls





Tanzania

Source of map: <http://www.wordtravels.com/Travelguide/Countries/Tanzania/Map>



Botswana

Source of map: <http://www.wordtravels.com/Travelguide/Countries/Botswana/Map>



Mashatu Game Reserve, Botswana, 2010

Canon 7D, 100-400mm, ISO 1600,
400mm, f/8.0, 1/250 sec.



White-fronted Bee Eater, Mashatu Game Reserve, Botswana, 2010

Canon 7D, 100-400mm lens, ISO 400, 330mm, f/8.0, 1/1000 sec.

IV. Safaris

- ▶ Photo safaris
 - Easiest solution
 - More expensive
- ▶ Private safari companies
- ▶ Do-it-yourself safaris (a daunting task)
- ▶ Special considerations in planning a safari
 - Cross-country transportation
 - Land transportation
 - Charter air transportation
 - Guides (crucial for getting good photographs)
 - Accommodations





Mashatu Game Reserve, Botswana, 2010

Canon 7D, 100-400mm lens, ISO 400,
200mm, f/8.0, 1/320 sec.




**Tawny Eagle, Mashatu Game Reserve,
Botswana, 2010**

Canon 7D, 100-400mm lens, ISO 800,
200mm, f/11, 1/1250 sec.


V. On safari

- ▶ My experience in Tanzania
 - Early morning safari in pop-up Land Cruisers/Land Rovers
 - Brunch
 - Afternoon safari (back to camp for showers and dinner after dark)
- ▶ My experience in Botswana
 - Early morning safari in open Land Rovers/Land Cruisers
 - Brunch
 - Afternoon tea
 - Late afternoon/night safari
 - Late dinner
- ▶ Alcoholic drinks on safari



VI. What to take on safari

- ▶ Clothing
 - As little as possible
 - Light-weight, fast drying clothing (synthetic, not cotton)
 - Long sleeve shirts and long pants
 - Soap and a clothes line
- ▶ Deet and sunblock !
- ▶ Prescription medicines (check laws first)



VII. Some recommendations for photo gear

- ▶ Essential gear
 - Two DSLR bodies, preferably high-ISO cameras
 - Stabilized lenses that zoom to at least 400 mm
 - UV/haze filters
 - Memory cards and a fast card reader
 - A laptop with Lightroom and Photoshop, power strip, surge suppressor, and power plug adapters
 - The means to make 2-3 copies of all photographs
 - A good beanbag ([Kinesis Safari Sack I](#)) for East (but not Southern) Africa to be filled with beans in Africa
 - Cleaning gear (rocket, Arctic butterfly, non-flammable lens cleaner and tissues) and photo tools
 - Camera manuals
- ▶ Maybe, maybe not
 - Flash unit with Better Beamer flash extender
 - Tripod (can use in camp only)
 - Teleconverters



VIII. Other considerations

▶ The bottom line

- Sierra Club trip to Tanzania in 2008: \$5,695 + airfare + travel insurance + laundry + drinks
- Trip arranged by professional photographer to Botswana and Zambia in 2010: \$12,500 + single supplement + airfare + travel insurance + laundry + drinks

▶ Not the place to learn how to photograph wildlife

▶ Additional information

- Two helpful, but dated [Luminous Landscape](#) articles
 - ["An African Safari Primer"](#)
 - ["Digital Safari Equipment Tips"](#)
- [Andy Biggs's](#) web site and blog
- Other sources online and in print





Chacma Baboons, Okavango Delta, Botswana, 2010

Canon 7D, 100-400mm, ISO 1600,
220mm, f/8, 1/2000 sec.